

Measuring Guide Notched Ramp



Date:

Company:

First Name:

Last Name:

Phone:

Email:

If you are inquiring on behalf of a client or third party who will be paying for and receiving the order, please complete the following information with the client/third party details.

Billing Information

Bill to Company/Full Name:

Address:

Suburb:

State:

Post Code:

Phone:

Email:

Delivery Information

Same as Billing Information

Deliver to Company/Full Name:

Address:

Suburb:

State:

Post Code:

Phone:

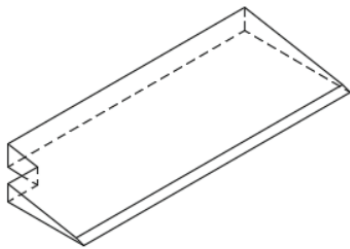
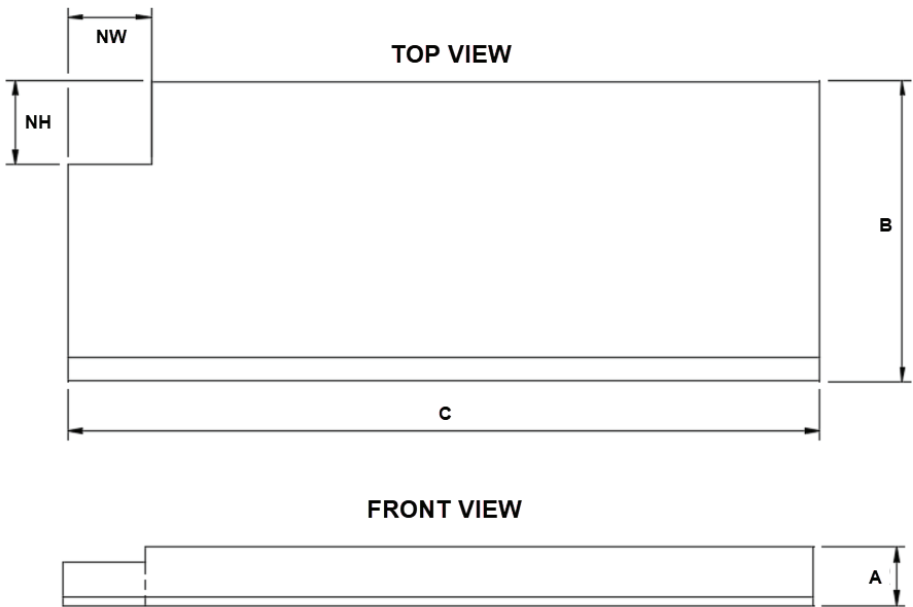
Email:

Additional Information

This form must be completed and submitted with page 2

Measuring Guide

Notched Ramp



Ramp Height (A/AR)

A = Left Ascending
A/R = Right Ascending

Ramp Length (B)

Measured back
to front

Ramp Width (C)

Measured left
to right

Notch Height (NH)

Notch Length

Notch Width (NW)

Notch Width

Ramp Measurements

All measurements to be in millimetres

Notch Placement:

A (Left Ascending) =

A/R (Right Ascending) =

B (Length) =

C (Width) =

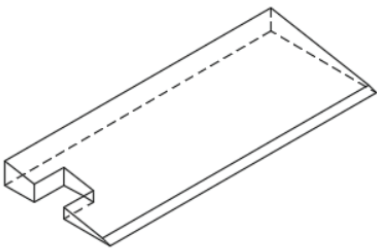
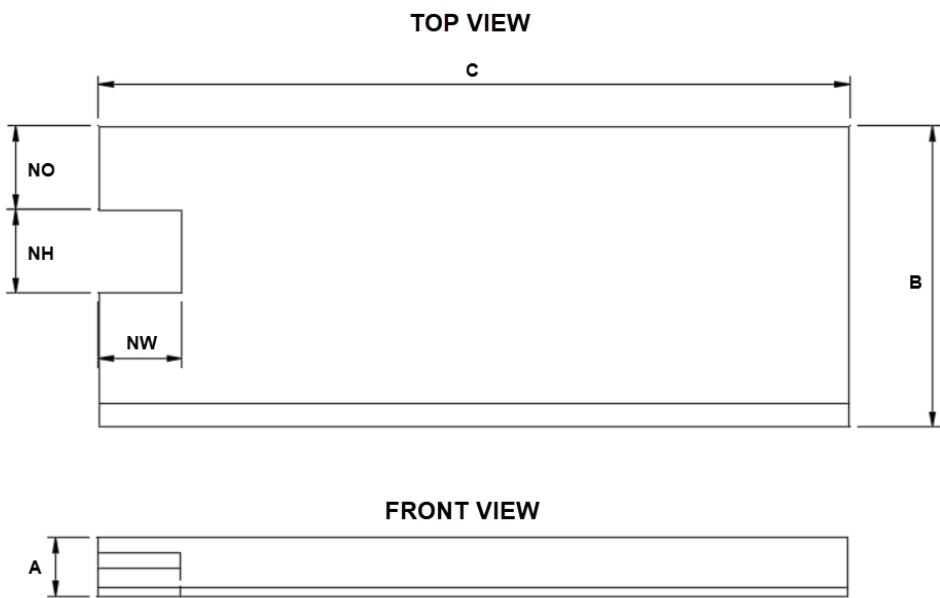
NH (Notch Height)=

NW (Notch Width)=

This form must be completed and submitted with page 1

Measuring Guide

Notched Ramp



Ramp Height (A/AR)

A = Left Ascending
A/R = Right Ascending

Ramp Length (B)

Measured back
to front

Ramp Width (C)

Measured left
to right

Notch Height (NH)

Notch Length

Notch Width (NW)

Notch Width

Notch Offset (NW)

Notch Offset

Ramp Measurements

All measurements to be in millimetres

Notch Placement:

A (Left Ascending) =

A/R (Right Ascending) =

B (Length) =

C (Width) =

NH (Notch Height)=

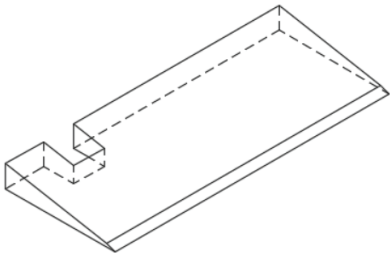
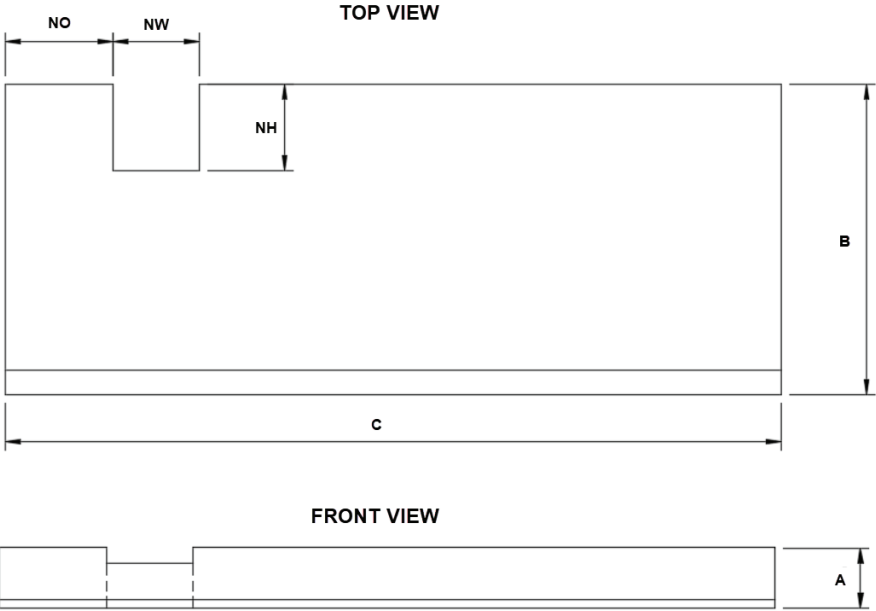
NW (Notch Width)=

NO (Notch Offset)=

This form must be completed and submitted with page 1

Measuring Guide

Notched Ramp



Ramp Height (A/AR)

A = Left Ascending
A/R = Right Ascending

Ramp Length (B)

Measured back
to front

Ramp Width (C)

Measured left
to right

Notch Height (NH)

Notch Length

Notch Width (NW)

Notch Width

Notch Width (NW)

Notch Offset

Ramp Measurements

All measurements to be in millimetres

Notch Placement:

A (Left Ascending) =

A/R (Right Ascending) =

B (Length) =

C (Width) =

NH (Notch Height)=

NW (Notch Width)=

NO (Notch Offset)=

This form must be completed and submitted with page 1